


## Residential Large Volume Electric Water Heater



Photo is of  
RE380T6

### The Large Volume Electric Models Feature:

- **Fully Automatic Controls**—Fast acting surface-mount thermostat with high limit energy cut-off (manual reset) for safety.
- **Low Restrictive Brass Drain Valve**—Durable tamper proof design.
- **Direct Heat Transfer with Immersed Elements**—Transfers heat directly and efficiently to the water. Screw-in style.
- **Factory-Installed Hydrojet<sup>®</sup> Total Performance System**—Sediment reducing device that also increases first hour delivery of hot water while minimizing temperature build-up in tank.
- **Vitraglas<sup>®</sup> Lining**—An exclusively engineered enamel formula that provides superior tank protection from the highly corrosive effects of hot water. This formula (Vitraglas<sup>®</sup>) is fused to the steel surface by firing at a temperature of over 1600°F (871°C).
- **Insulation System**—Non-CFC foam covers the sides and top of the tank, reducing heat loss. This results in less energy consumption, improved efficiencies, and jacket rigidity.
- **Water Connections**—NPT factory-installed true dielectric fittings extend water heater life and simplify water line connections.
- **Factory-Installed Heat Traps**—Design incorporates a flexible disk that reduces heat loss in piping and eliminates the potential for noise generation.
- **Protective Magnesium Anode Rod**—Provides added protection against corrosion for long-term, trouble-free service.
- **Simultaneous and Non-Simultaneous Operation Available**—Simultaneous operation indicates when both elements (if equipped) are being heated at the same time. Non-Simultaneous operation indicates when one element is being heated at a time.
- **Voltages Available**—120V, 208V, 240V, 277V, 480V.
- **Single Phase or Three Phase Operation Available**—120V & 277V may only be wired for single phase operation.
- **T&P Relief Valve**—Installed.
- **Design evaluated by ETL in accordance with Part 280.707(d) of HUD Mobile Home Construction and Safety Standards for Energy Efficiency.**



### 6 or 10-Year Limited Tank Warranties / 6 or 10-Year Limited Warranty on Component Parts.

If used as a warranty replacement all replacement water heaters and parts carry the balance of the original warranty. For more information on warranty, please visit [www.bradfordwhite.com](http://www.bradfordwhite.com)  
For products installed in USA, Canada, and Puerto Rico. Some states do not allow limitations on warranties. See complete copy of the warranty included with the heater.



# Residential Electric Water Heater

## Large Volume Models

C.E.C. Listed

Model Number	Nominal Gal. Capacity		DOE Rated Storage Volume (Gal.)	First Hour Rating (Gal.)	Uniform Energy Factor	Recovery at 90°F Rise*		A Floor to Top of Heater in.	B Jacket Dia. in.	C Floor to Water Conn. in.	D C/L of Water Conn. in.	E Floor to T&P Conn. in.	G Water Conn. NPT in.	Approx. Shipping Weight lbs.
	U.S. Gal.	Imp. Gal.				U.S. GPH	Imp. GPH							
RE380T6	79	66	73	76	0.92	21	18	60 <sup>1</sup> / <sub>8</sub>	26	61	8	61 <sup>1</sup> / <sub>2</sub>	<sup>3</sup> / <sub>4</sub>	202
RE3120T6	118	98	108	110	0.90	21	18	63	30 <sup>1</sup> / <sub>4</sub>	63 <sup>3</sup> / <sub>4</sub>	8	64 <sup>1</sup> / <sub>2</sub>	1	290

Model Number	Nominal Liter Capacity	DOE Rated Storage Volume (Liters)	First Hour Rating (Liters)	Uniform Energy Factor	Recovery at 50°C Rise*		A Floor to Top of Heater mm.	B Jacket Dia. mm.	C Floor to Water Conn. mm.	D C/L of Water Conn. mm.	E Floor to T&P Conn. mm.	G Water Conn. NPT mm.	Approx. Shipping Weight kg.
					Liters/Hour								
RE380T6	299	276	288	0.92	79		1527	660	1549	203	1562	19	92
RE3120T6	447	409	416	0.90	79		1600	768	1619	203	1638	25	132

For 10 year models, change suffix "6" to "10".

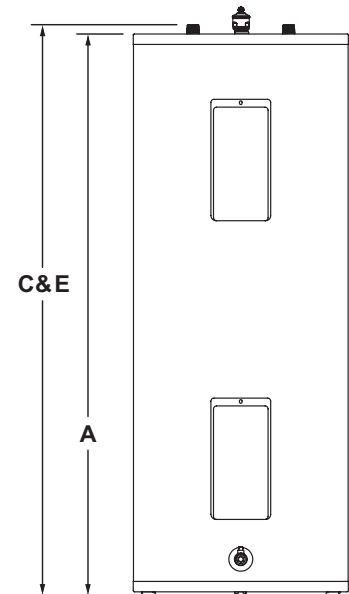
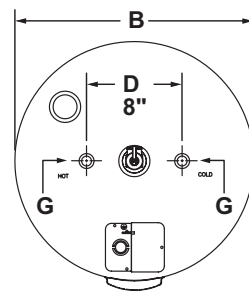
\* Based on 4500W/4500W, Non-Simultaneous operation.

Uniform Energy Factor and First Hour Rating is based on the latest AHRI directory listings.

Wattage Limitations for Simultaneous Operation	Voltage					Wattage Limitations for Non-Simultaneous Operation	Voltage				
	120V	208V	240V	277V	480V		120V	208V	240V	277V	480V
1500W / 1500W	yes	yes	yes	yes	yes	1500W / 1500W	yes	yes	yes	yes	yes
2000W / 2000W	no	yes	yes	yes	yes	2000W / 2000W	yes	yes	yes	yes	yes
2500W / 2500W	no	yes	yes	yes	yes	2500W / 2500W	yes	yes	yes	yes	yes
3000W / 3000W	no	yes	yes	yes	yes	3000W / 3000W	yes	yes	yes	yes	yes
3500W / 3500W	no	yes	yes	no	no	3500W / 3500W	no	yes	yes	no	no
4000W / 4000W	no	yes	yes	yes	yes	4000W / 4000W	no	yes	yes	yes	yes
4500W / 4500W	no	yes	yes	yes	yes	4500W / 4500W	no	yes	yes	yes	yes
5000W / 5000W	no	yes	yes	yes	yes	5000W / 5000W	no	yes	yes	yes	yes
5500W / 5500W	no	no	yes	no	no	5500W / 5500W	no	yes	yes	no	no
6000W / 6000W	no	no	no	yes	yes	6000W / 6000W	no	yes	yes	yes	yes

Wattage	Recovery ▲ GPH Temperature Rise °F					Wattage	Recovery ▲ LPH Temperature Rise °C				
	60	80	90	100	120		34	45	50	56	67
1500W	10	8	7	6	5	1500W	38	30	26	23	19
2000W	14	10	9	8	7	2000W	53	38	34	30	26
2500W	17	13	11	10	9	2500W	64	49	42	38	34
3000W	21	15	14	12	10	3000W	79	57	53	45	38
3500W	24	18	16	14	12	3500W	91	68	61	53	45
4000W	28	21	18	16	14	4000W	106	79	68	61	53
4500W	31	23	21	19	15	4500W	117	87	79	72	57
5000W	34	26	23	21	17	5000W	129	98	87	79	64
5500W	38	29	25	23	19	5500W	144	110	95	87	72
6000W	41	31	28	25	21	6000W	155	117	106	95	79

▲ (GPH based on Non-Simultaneous operation, when Simultaneous operation the GPH will approximately double.)



### General:

Meets the UEF requirements as prescribed by the U.S. Department of Energy in effect as of October 1, 2019.

All models ETL listed. These heaters are wired inter-locking (Non-Simultaneous, Single Phase) 240V with two 4500W elements, unless otherwise specified. All water and electrical connections are 3/4" NPT (19mm), 119 gallon model has 1" (25mm) NPT. All models certified at 300 PSI test pressure (2068 kPa) and 150 PSI working pressure (1034 kPa.).

*Dimensions and specifications subject to change without notice in accordance with our policy of continuous product improvement.*

— BRADFORD WHITE IS —



For field service, contact your professional installer or local Bradford White sales representative.

Sales 800-523-2931 ■ Fax 215-641-1612

Technical Support 800-334-3393 ■ Email [techserv@bradfordwhite.com](mailto:techserv@bradfordwhite.com)

Warranty 800-531-2111 ■ Email [warranty@bradfordwhite.com](mailto:warranty@bradfordwhite.com)

International: Telephone 1-215-641-9400 ■ Email [international@bradfordwhite.com](mailto:international@bradfordwhite.com) / [www.bradfordwhite.com](http://www.bradfordwhite.com)

**Built to be the Best™**